



ValveMate 7100 Controller

The fastest, most precise way to adjust fluid deposits



For single dispense valve control applications, choose EFD's advanced technology ValveMate 7100 Controller.



The fastest, most precise way to adjust fluid deposits.

Valve open time is the primary control of deposit size.

Deposit size is determined by a combination of fluid pressure, valve stroke, tip size and valve open time, with valve open time providing the greatest control over the amount of fluid dispensed.

The EFD ValveMate 7100 controller is a fast, convenient way to adjust valve open time in increments as small as 0.001 seconds, right at the dispensing station. The result is exceptional process control without time-consuming programming or mechanical adjustments that require the production line to be shut down.

Features and Benefits

- Maximum process control
- “On the fly” deposit adjustment
- Intuitive, easy operator interface
- Cost-effective
- Simple to set up and operate
- Easily interfaced with a PLC
- Digital air output display (psi/bar)
- Fast response pneumatic solenoid

Part #	Description
7015340	7100 Single Valve Controller



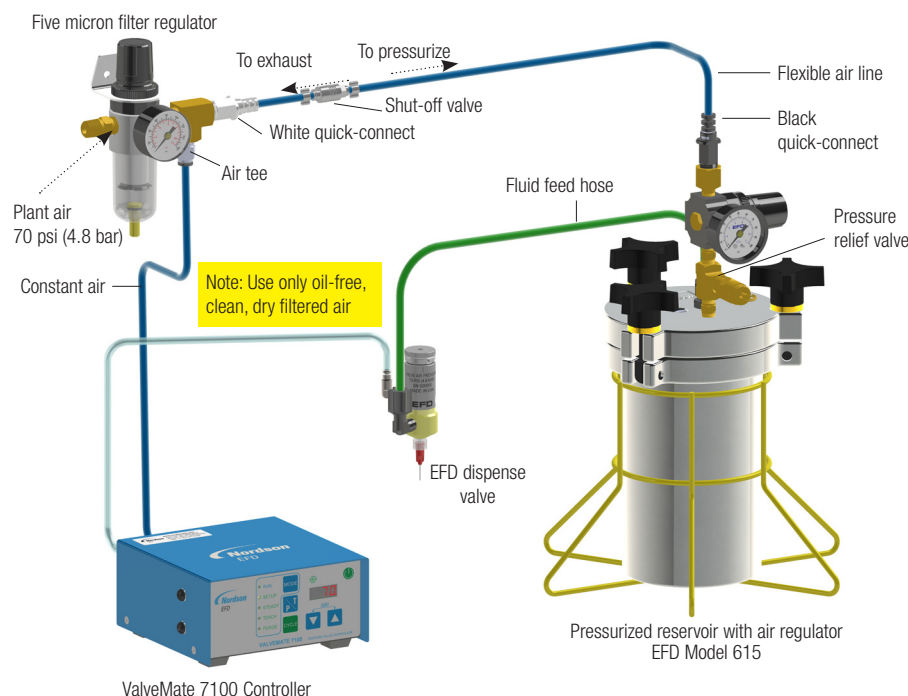
more info

Specifications

Item	Specification
Cabinet size	14.0w x 6.8h x 14.2d cm (5.51w x 2.68h x 5.59d")
Weight	1.2 kg (2.9 lb)
Cycle rate	Exceeds 600 per minute
Time range	0.001–99.9 s
Electrical power input	24 VDC ($\pm 5\%$), 0.63 Amp maximum
External power adapter	100–240 VAC ($\pm 10\%$), $\sim 50/60\text{Hz}$ input, 24 VDC ($\pm 5\%$), 0.63 Amp output, Switchcraft S761K locking DC plug or equivalent, wall mount, changeable AC plugs
Feedback circuits	5–24 VDC NC solid-state switch, 100 mA maximum
Cycle initiate	5–24 VDC signal, foot pedal, or contact closure initiate
Input air pressure	5.5–7.0 bar (80–100 psi)
Approvals	CE, UKCA, TUV, RoHS, WEEE, China RoHS
Warranty	1 year, limited

EFD ValveMate controllers feature microprocessor circuitry for extremely precise control of deposit size. Feed lines can be purged, initial deposit sizes set, and adjustments made quickly and easily at the dispensing station, without stopping the production line.

ValveMate controllers are simple to set up and operate, and are easy to interface with PLCs and other equipment. When the signal to start the cycle is received, the ValveMate's microprocessor takes over and regulates the amount of fluid dispensed. At the end of the cycle, the ValveMate signals that the process has been completed.



Select Your Valve

See the Valve Selection Guide for the valves compatible with this controller — www.nordsonefd.com/ValveGuide.

Request a Process Evaluation

Contact Nordson EFD to configure a precision dispense system that meets your specific needs, with:

- A complimentary process evaluation by experienced fluid dispensing experts.
- Samples processed for customer evaluation and approval prior to purchase.



For Nordson EFD sales and service in over 40 countries, contact Nordson EFD or go to www.nordsonefd.com.

Global

800-556-3484; +1-401-431-7000
info@nordsonefd.com

Europe

00800 7001 7001
infoefd.europe@nordsonefd.com

Asia

China: +86 (21) 3866 9006; china@nordsonefd.com
India: +91 80 4021 3600; india@nordsonefd.com
Japan: +81 03 5762 2760; japan@nordsonefd.com
Korea: +82-31-736-8321; korea@nordsonefd.com
SEAsia: +65 6796 9522; sin-mal@nordsonefd.com